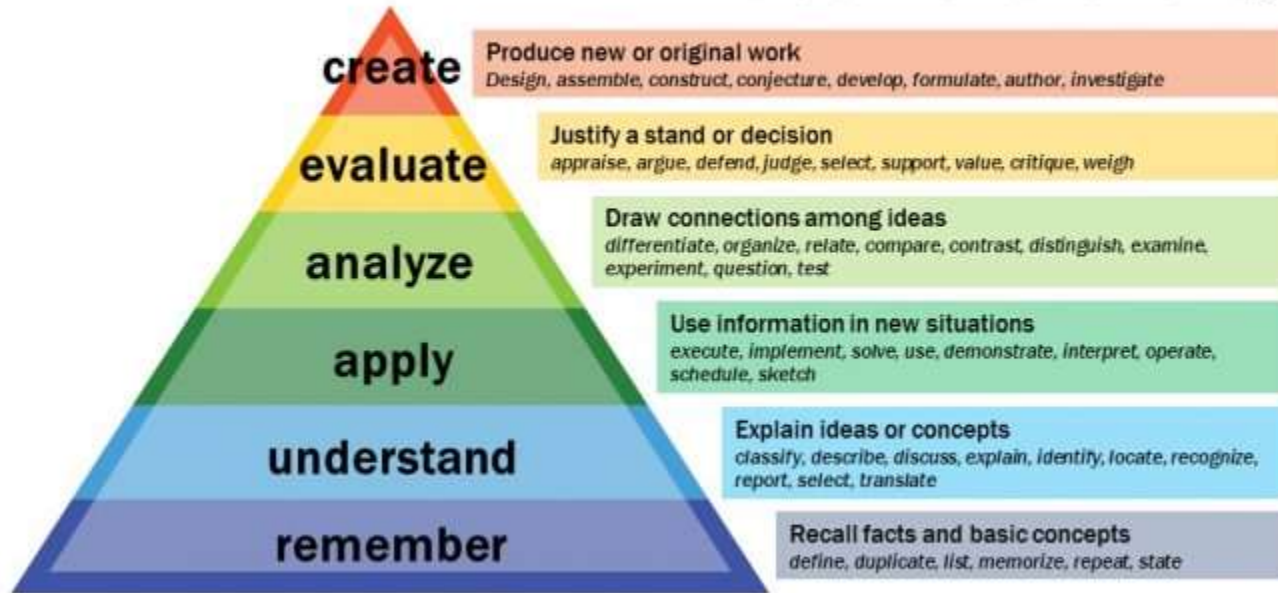


Training in Elblag

21-24th October 2019

Bloom's Taxonomy

Bloom's Taxonomy



Different Types of Learners



Space

DIFFERENT FORMATS

Interesting layouts

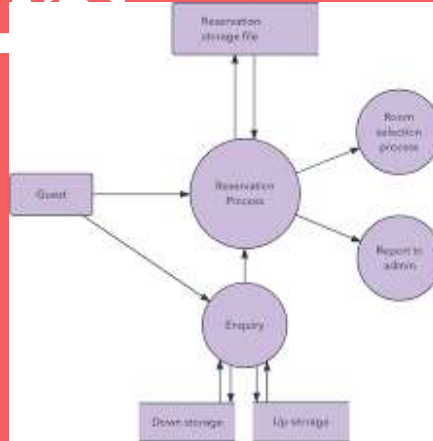
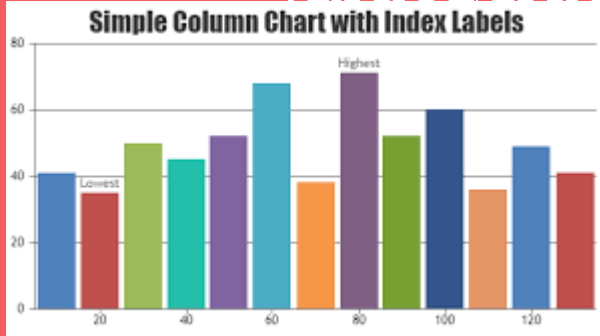
Charts

Diagrams

Maps

VISUAL LEARNING

TECHNIQUES



Listening

Discussing



Talking

Questioning

AURAL LEARNING STRATEGIES


Recalling information
that is spoken or read




Lists



Notes



Handouts



READ/WRITE LEARNING STRATEGIES


Printed words

Text in all its formats
whether on screen or on paper

Senses



Practical exercises



KINESTHETIC LEARNING STRATEGIES

Experiences



Examples

Trial and error



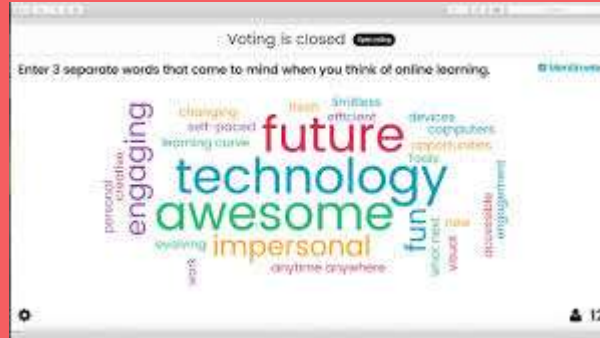
<http://vark-learn.com/the-vark-questionnaire/>

And you?

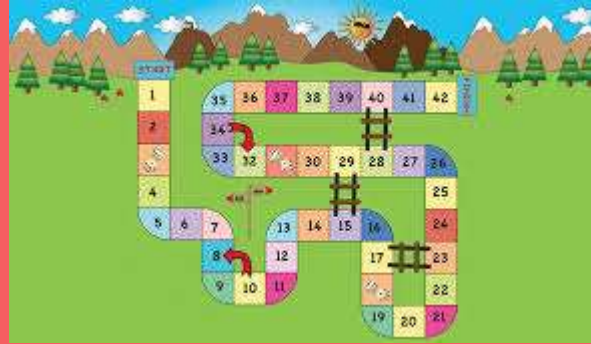


<http://vark-learn.com/the-vark-questionnaire/teaching-questionnaire/>

Active Learning: Brainstorming



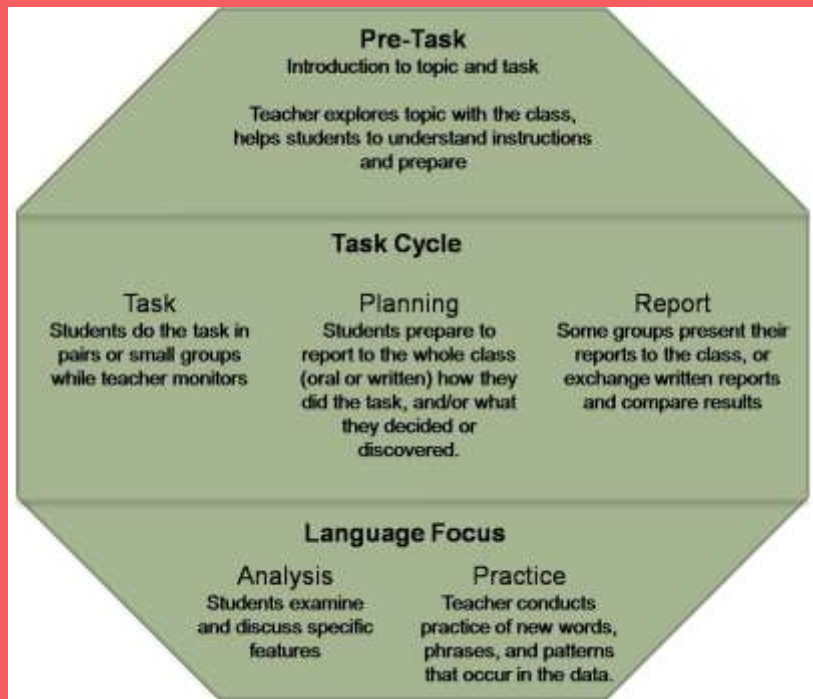
Motivation Games



Hard and Soft Skills



TASK BASED LEARNING



World Cafe Method



What is VTS and how it works




1. “What’s going on in this picture?”
2. “What do you see that makes you say that?”
3. “What more can you find?”









Cooperative Learning

Informal

Formal

Base Group



Work in Pairs

Work in Groups



5 Essential Elements

Individual Accountability



- How learners are accountable to the group and themselves.
- Personal Responsibility.

Valuable Interpersonal Skills for Your Career

leadership

motivation

responsibility

team-work


caring

active listening

the balance

Group Processing

- What it is:
 - Reflect on group's work.
 - Did the group achieve their goals?
 - Set new goals for next session?
- What it looks like:
 - Feedback.
 - Celebration of completion.




Team Building

Negotiation Skills

Communication Skills

Adaptability



Conflict Management

Affirmation Skills

Problem Solving


Persuasion Skills

Think, pair and share prompt cards

Think



Pair



Share



RallyRobin



RallyCoach



RoundRobin



Class Activities that use Cooperative Learning

➤ Circle the Sage



Agree



Disagree



Continuum

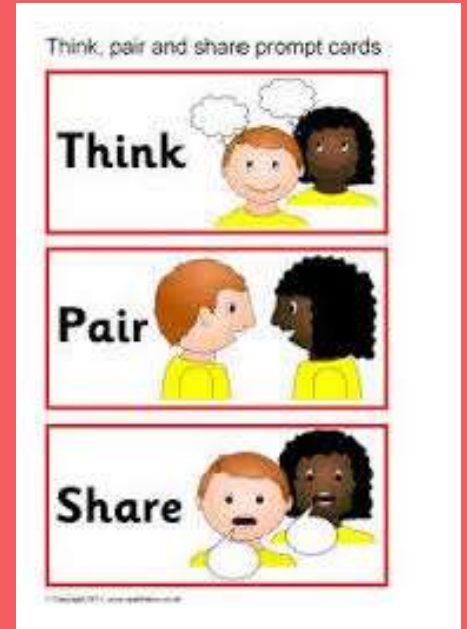
Timed Pair Share

In pairs, students share with a partner for a predetermined time while the partner listens. Then partners switch roles.



If I have it, I don't share it. If I share it, I don't have it. What is it?

Jesli to mam, nie dziele sie tym. Jesli sie tym podziele, nie mam tego. Co to jest?



A photograph of a dirt road winding through a vineyard at sunset. The sky is filled with soft, orange and yellow clouds, and the sun is low on the horizon. The vineyard rows are supported by wooden posts and wire, and the ground is covered in green grass. The overall mood is peaceful and contemplative.

To look forward to
pleasure is also a pleasure.

Gotthold Ephraim Lessing