

FUNCTIONALITIES AND TOOLS OF THE EPALE PLATFORM

**EPALE platform as a digital online tool for adult
educators**

Maria Parmakli
CY EPALE COORDINATOR
NSS CYPRUS



15 October 2019, Nicosia



The **EPALE** Platform

Functionalities and Tools – Promoting the LSE Project

- What is EPALE?

- What are the tools and functionalities of EPALE?



The EPALE Platform

Functionalities and Tools – Promoting the LSE Project

What is EPALE?

- EPALE is the first official Electronic Platform for adult learning in Europe. It is an initiative of the Directorate-General for Education, Youth, Sports and Culture of the European Commission and supervised by the EACEA.
- The platform's aim is to become a digital meeting place for professionals working in the field of adult education and training.
- It addresses to educators, trainers, academics, researchers and organizations activated in the field of adult education.
- EPALE's goal is to establish a common adult education community at National and European level.

What can I do as a user on EPALE?

- Search/publish seminars, training courses or workshops.
- Search for news, reports and surveys from official EU publications or other adult education organizations.
- Participate in discussion forums, in order to exchange expertise and good practices with people or organizations in the field of adult education in Europe.



www.ec.europa.eu/epale



The EPALE Platform

Functionalities and Tools – Promoting the LSE Project

INTERACTIVE FUNCTIONALITIES

Community Activities

Contribute

Communities of Practice

Collaborative Spaces

Blog

Discussions


Provides the opportunity for direct communication and interaction among adult education professionals.



COLLABORATIVE SPACES

Collaborative spaces are **virtual private spaces** of cooperation within EPALE, offered for discussion of ideas and exchange of data such as project proposals, meeting minutes and progress reports.

From:



Go to:

Want to discuss your ideas with others in private space?

Request a collaborative space



COMMUNITIES OF PRACTICE

Communities of practice are areas that offer members of common interest, the capability to interact and cooperate for a period of time to exchange information, ideas, reflections, expertise and good practices on adult learning subjects.

This is how
communities
of practice
work



TOOLS - CREATING CONTENT ON EPALE




Upload or search for:
Events, Blog Posts, News and Resources



The **EPALE** Platform

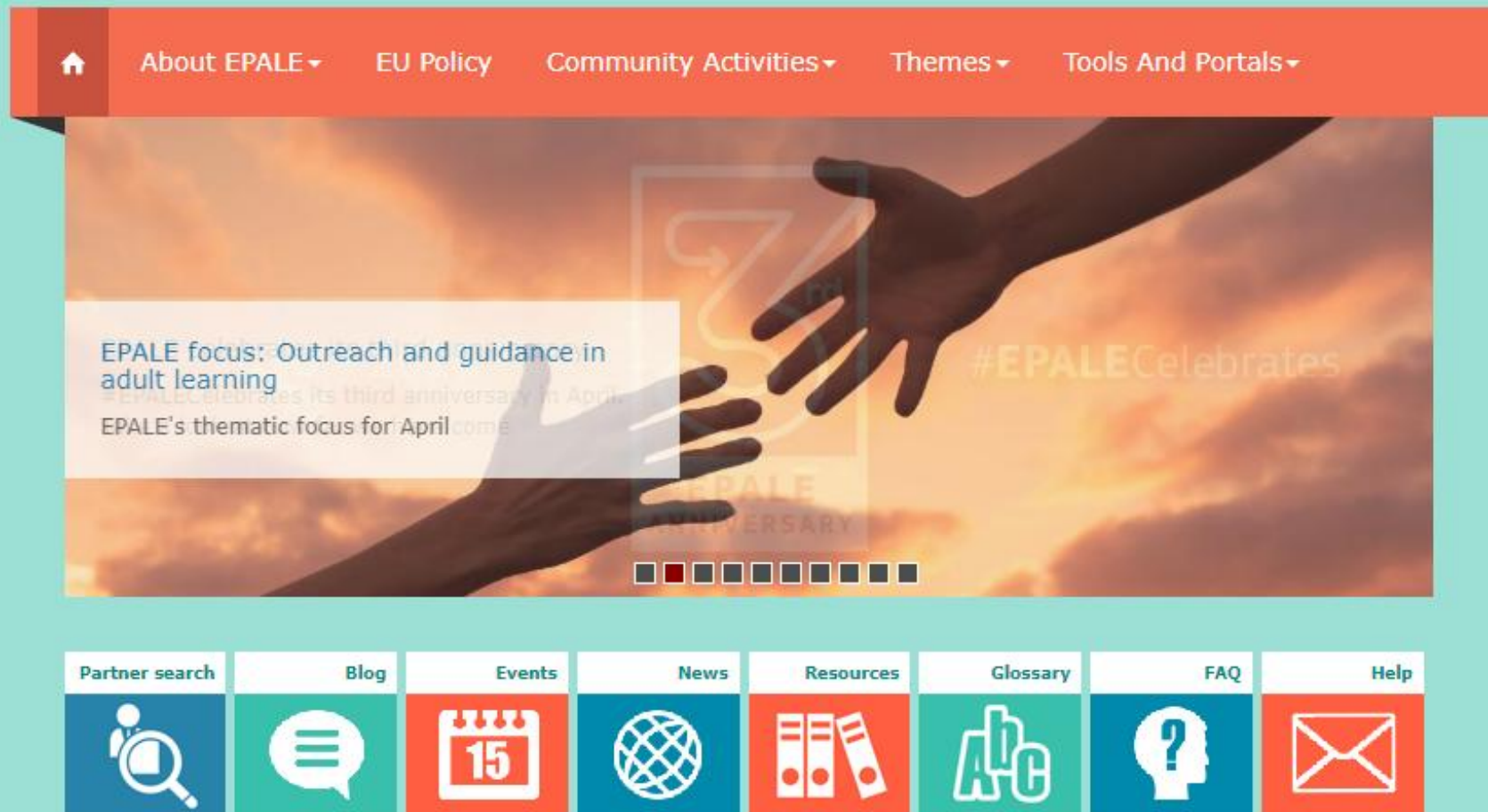
Functionalities and Tools – Promoting the LSE Project



The EPALE Platform

Functionalities and Tools – Promoting the LSE Project

EPALE Home Page



The screenshot displays the EPALE Home Page interface. At the top, there is a navigation bar with a home icon and menu items: "About EPALE", "EU Policy", "Community Activities", "Themes", and "Tools And Portals". Below the navigation bar is a large banner image featuring silhouettes of hands reaching towards each other against a sunset background. A semi-transparent text box on the left side of the banner contains the text: "EPALE focus: Outreach and guidance in adult learning", "EPALE Celebrates its third anniversary in April", and "EPALE's thematic focus for April". On the right side of the banner, the hashtag "#EPALECelebrates" is visible. Below the banner is a row of eight navigation buttons, each with an icon and a label: "Partner search" (magnifying glass), "Blog" (speech bubble), "Events" (calendar), "News" (globe), "Resources" (books), "Glossary" (ABC), "FAQ" (question mark), and "Help" (envelope).

Home | About EPALE | EU Policy | Community Activities | Themes | Tools And Portals

EPALE focus: Outreach and guidance in adult learning
EPALE Celebrates its third anniversary in April
EPALE's thematic focus for April

#EPALECelebrates

Partner search | Blog | Events | News | Resources | Glossary | FAQ | Help



The EPALE Platform

Functionalities and Tools – Promoting the LSE Project

The screenshot shows the EPALE website header and navigation. At the top right, there are links for 'Legal notice' and 'Privacy state'. Below these is the 'on Europa' logo and a language dropdown menu currently set to 'English (en)'. The dropdown menu is open, showing a list of languages including Bulgarian (bg), Czech (cs), Danish (da), Estonian (et), Greek (el), English (en), French (fr), German (de), Croatian (hr), Italian (it), Dutch (nl), Finnish (fi), Hungarian (hu), Gaelic (ga), Latvian (lv), Lithuanian (lt), Maltese (mt), Polish (pl), Portuguese (pt), Romanian (ro), Slovenian (sk), Slovenian (sl), Spanish (es), and Swedish (sv). A callout bubble points to this menu with the text 'Choose your linguistic version'. Below the language menu is a 'register | login | join' section, with the 'login' link highlighted by a yellow box and a callout bubble pointing to it with the text 'Log in order to use the functionalities and tools of the platform'. The main navigation bar includes 'About EPALE', 'EU Policy', 'Community Activities', 'Themes', and 'Tools And Portals'. A search bar is also visible. On the right side, there is a section for 'Upcoming Events' with details for events in Bulgaria and Scotland. At the bottom right, there is a 'MORE EVENTS >' link.

Choose your linguistic version

Log in order to use the functionalities and tools of the platform

FILLING IN THE E-FORM for EVENTS

Create Epale Event

Please complete the form below, providing information about the event you would like to include in the EPALE Calendar.

It is important to complete as many fields as possible in order to ensure your event is published quickly.

For help completing the form please see the [Calendar Entry Guide](#) (will open in a new tab/window), which provides further information on what to include in each section of the form.

Title *

- NSS event
- Attending fee
- Online event

EN

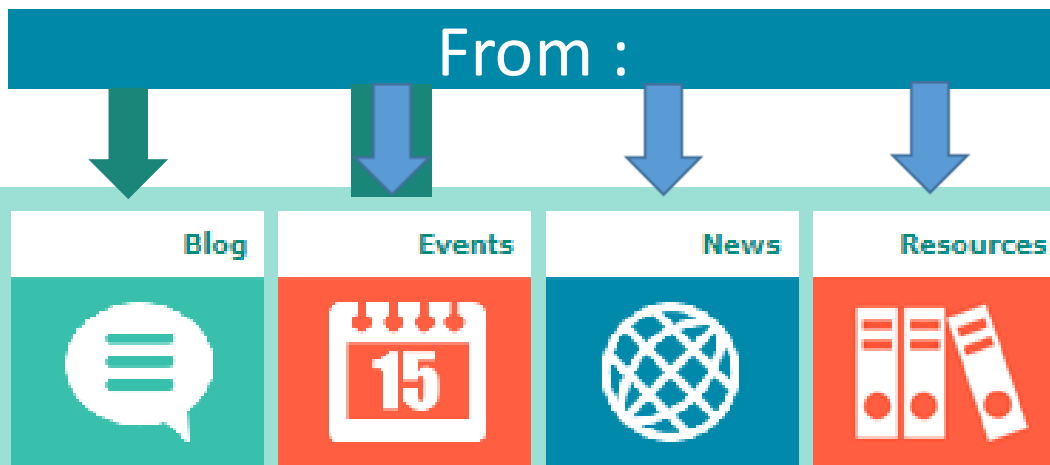
<https://ec.europa.eu/epale/en/node/add/epale-event>

EL

<https://ec.europa.eu/epale/el/node/add/epale-event>

USER GUIDES / A step by step guide on how to upload content

[EPALE UK GUIDE](#) | [EPALE CY GUIDE](#)



Go to:

Suggest a blog, an event, an article or a resource and fill in the electronic form for each tool



The EPALE Platform

Functionalities and Tools – Promoting the LSE Project

FILLING IN THE FORM – PREVIEW – SUBMIT - SAVE

Themes

Choose some options

Keywords

Choose some options

Please select only 3 keywords.

Save

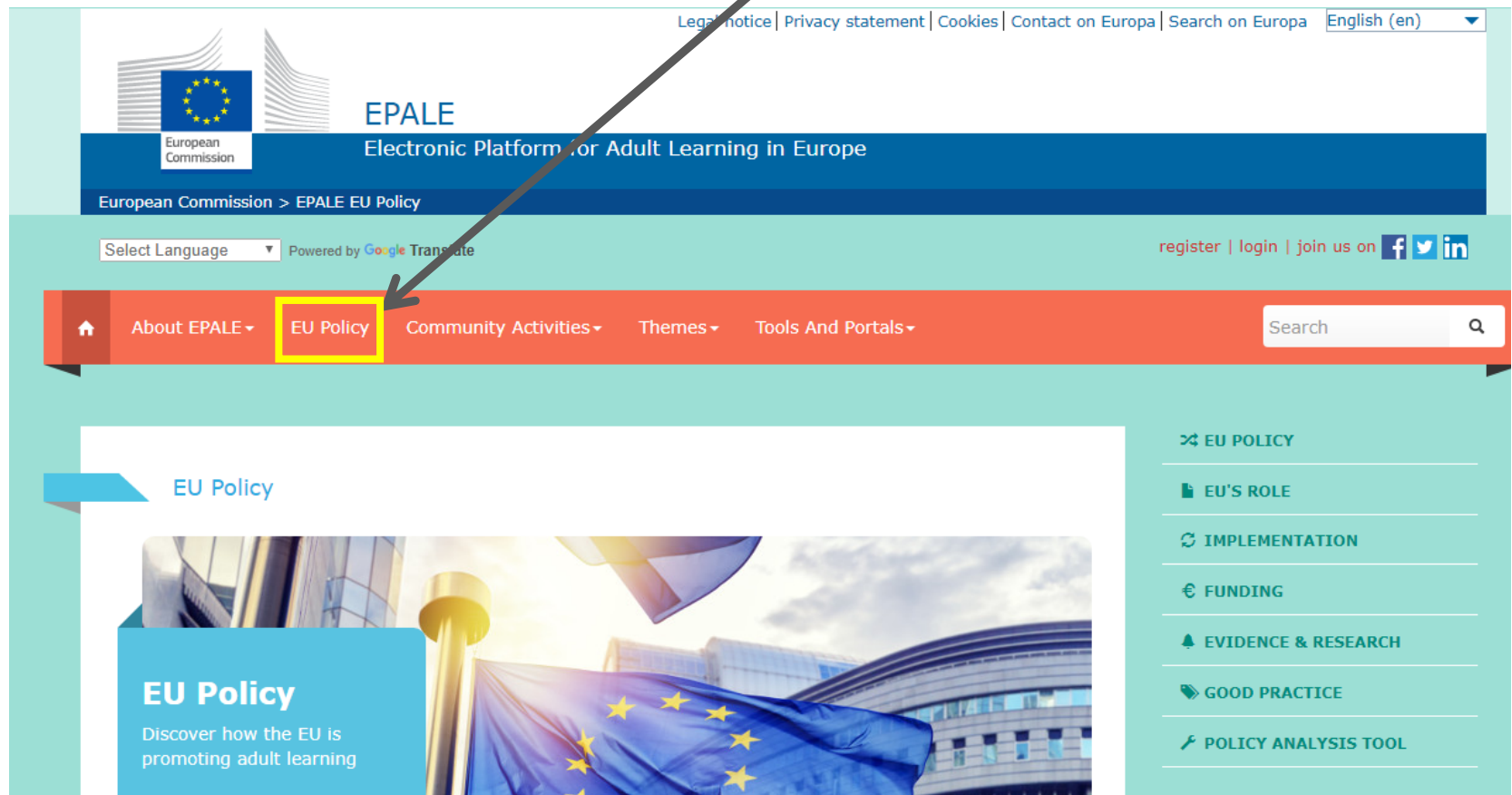
Preview

Once the platform's administrator (National Support Service) approves the submitted "content" this will be published on EPALE

The EPAL Platform

Functionalities and Tools – Promoting the LSE Project

A NEWLY ESTABLISHED TOOL – EU Policy

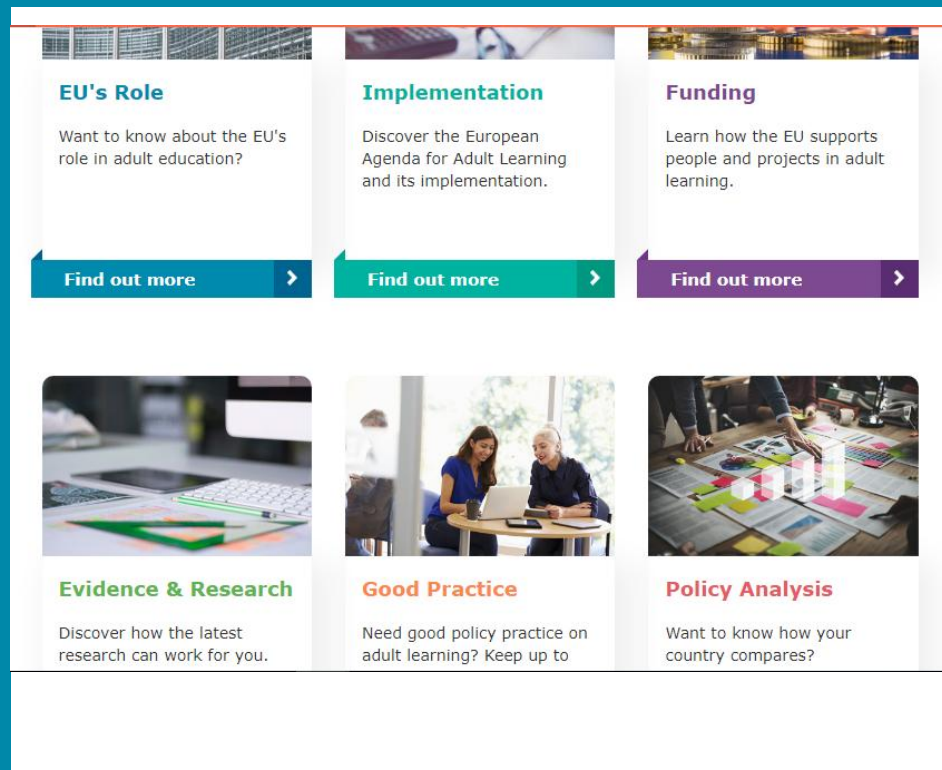


The screenshot displays the EPAL Platform website interface. At the top right, there are links for "Legal notice", "Privacy statement", "Cookies", "Contact on Europa", "Search on Europa", and a language selector set to "English (en)". The main header features the EPAL logo and the text "Electronic Platform for Adult Learning in Europe". Below this, a blue navigation bar contains the text "European Commission > EPAL EU Policy". A secondary navigation bar includes a "Select Language" dropdown, "Powered by Google Translate", and social media icons for "register", "login", "join us on", "f", "t", and "in". The primary navigation menu is highlighted in orange and includes "Home", "About EPAL", "EU Policy" (highlighted with a yellow box and an arrow), "Community Activities", "Themes", and "Tools And Portals". A search bar is located on the right side of this menu. The main content area features a large image of the European Union flag and the text "EU Policy" and "Discover how the EU is promoting adult learning". On the right side, a vertical list of menu items is displayed: "EU POLICY", "EU'S ROLE", "IMPLEMENTATION", "FUNDING", "EVIDENCE & RESEARCH", "GOOD PRACTICE", and "POLICY ANALYSIS TOOL".







A NEWLY ESTABLISHED TOOL – EU Policy

- How is the EU promoting adult learning
- Information on the European Agenda for Adult Skills program
- Opportunities for funding individuals, activities and projects related to adult learning
- Useful tools, resources and research
- An Adult Learning Policy Analysis Tool


EU Policy Tool on EPALE



The screenshot displays a grid of six interactive cards, each with a title, a brief description, and a 'Find out more' button with a right-pointing arrow. The cards are arranged in two rows of three. The top row includes 'EU's Role', 'Implementation', and 'Funding'. The bottom row includes 'Evidence & Research', 'Good Practice', and 'Policy Analysis'. Each card features a small image at the top: a building for 'EU's Role', a person reading for 'Implementation', a city street for 'Funding', a desk with a laptop for 'Evidence & Research', two people at a table for 'Good Practice', and a meeting table for 'Policy Analysis'.

 <h4>EU's Role</h4> <p>Want to know about the EU's role in adult education?</p> <p>Find out more</p>	 <h4>Implementation</h4> <p>Discover the European Agenda for Adult Learning and its implementation.</p> <p>Find out more</p>	 <h4>Funding</h4> <p>Learn how the EU supports people and projects in adult learning.</p> <p>Find out more</p>
 <h4>Evidence & Research</h4> <p>Discover how the latest research can work for you.</p>	 <h4>Good Practice</h4> <p>Need good policy practice on adult learning? Keep up to</p>	 <h4>Policy Analysis</h4> <p>Want to know how your country compares?</p>

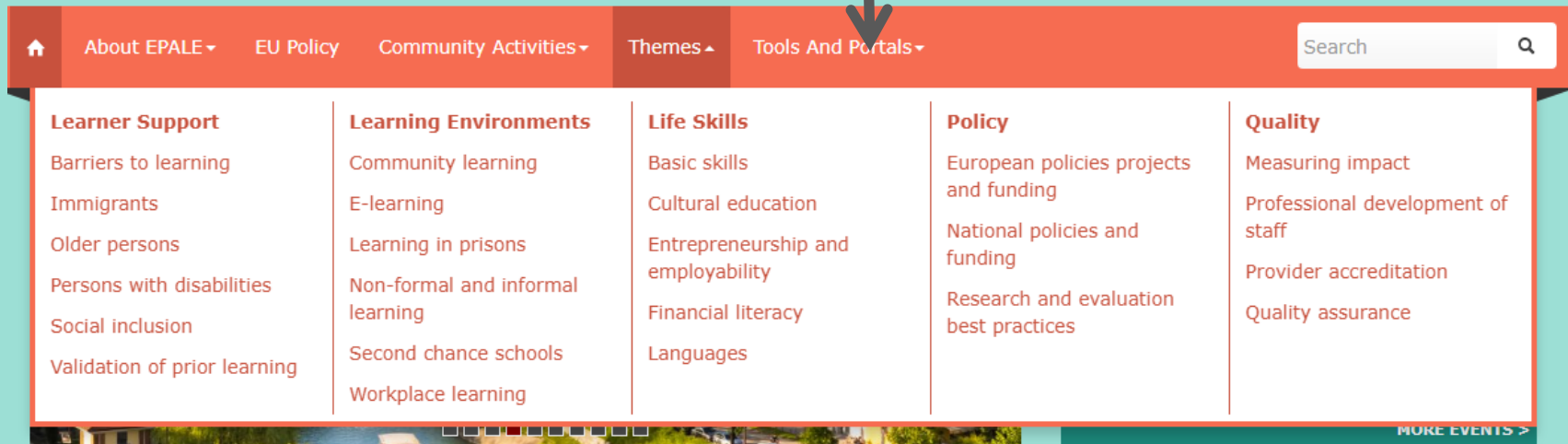
Partner search Tool



Ideal for organizations and/or individuals searching for discussion groups for exchanging ideas, good practices as well as finding partners for EU funded projects.



How is the content structured on EPALE



The Platform's content is mainly consisted of four themes: Learner Support, Learning Environments, Life Skills, Quality and Policy. Each theme is divided into subthemes which contain the content available on EPALE. Each subtheme page provides access to blog posts, resources, news, articles, events and related discussions.

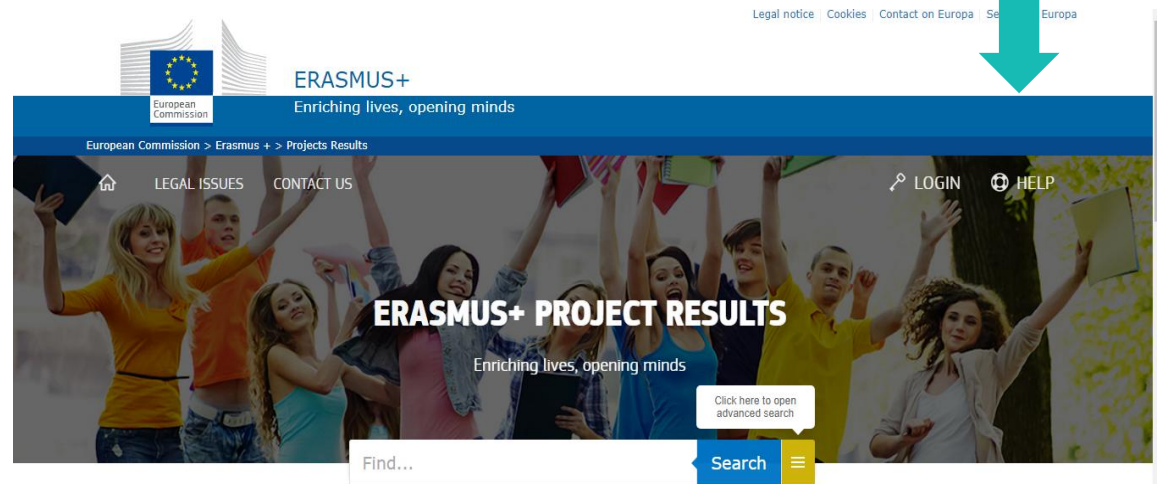
The EPALE Platform

Functionalities and Tools – Promoting the LSE Project

HOW TO PROMOTE A PROJECT ON EPALE

If your project is funded by the Erasmus+ programme, your project results should be published on the Erasmus+ Dissemination Platform as well can be linked from EPALE

Additionally the tools which will be produced by the project, can be uploaded on the Resource Centre of EPALE.





Thank you for your attention
I hope to see you soon on EPALE!